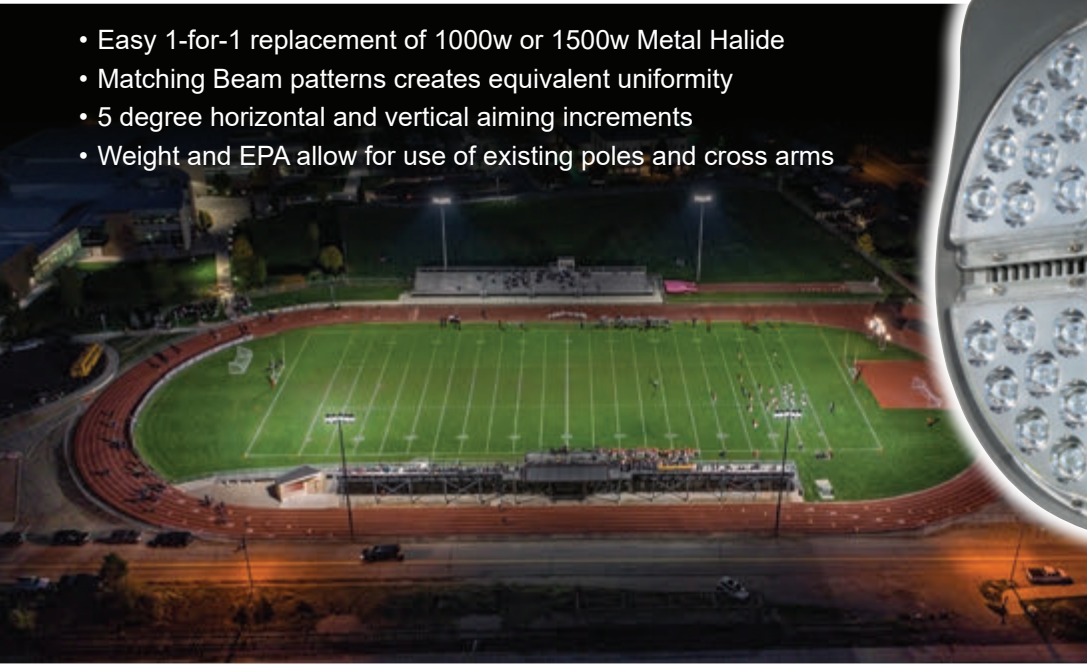



- Easy 1-for-1 replacement of 1000w or 1500w Metal Halide
- Matching Beam patterns creates equivalent uniformity
- 5 degree horizontal and vertical aiming increments
- Weight and EPA allow for use of existing poles and cross arms



Specifications

Housing: Die cast copper-free aluminum, no recycled content, automated silicone gaskets
Listing: CSA UL 1598 Wet Location, IP66
Hardware: Nickel-Plated Stainless Steel hardware
Wattage: DuraLED 268w-536w
LED Arrays: 100% pure aluminum circuit boards with conformal coating
Optics: NEMA 2x2, 3x3, 4x4, 5x5 Clear Polycarbonate controlled beam lenses
Driver: 120-277V, 50/60Hz or 347-480V, 50/60Hz; less than 20% THD and PF>0.90. Standard Internal Surge Protection 6kV. 0-10V Dimming
Controls: 0-10 V cord for external system control
Mount: Steel Yoke with 5 degree horizontal and vertical increments, optional slip fitter bracket available

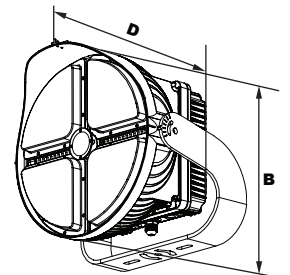
Photometric Performance



536w = 58,000-65,000 Lumens, 268W = 30,000-33,000 Lumens;
 EPA =1.56 SQ FT, Weight = 68 LBS


SP52Q						
Model	Beam	Wattage	Driver	CCT	Color	Options
SP52Q= DuraLED Sports Lighter/ Architectural Flood	22=NEMA 2H x 2V 33=NEMA 3H x 3V 44=NEMA 4H x 4V 55=NEMA 5H x 5V	268=268w 536=536w	U=120-277V H=347-480V	4K=4000K 5K=5000K	G=Gray C=Custom (Consult Factory)	SF=Single Fuse (120-277V Only) DF=Double Fuse (120-277V Only) C53600B=3 Foot Black Cord, 600VAC, 5 Wire, Includes 1-10V Dimming Wires

Order Information Example: **SP52Q55536U5KGDF**



Dimensions

Length (D) | 12³/₄" (323mm)
Height (B) | 16" (405mm)



Highly Uniform Performance Optics

- Highly uniform 2 to 1 Max to Min with Average to Minimum of 1.5 to 1
- Multiple layouts available – CLASS II – 50 FTC and CLASS III – 30 FTC
- 4 pole and 6 pole designs; 6-Pole example shown below
- 50-75% energy savings – long maintenance free life




60ft Mounting Height, 50ft Setback

PHOTOMETRIC PERFORMANCE

Units	Calculation Area	Avg	Max	Min	Avg/Min	Max/Min	Grid Z
Footcandles	Football Field	31.55	43.2	21.6	1.48	2.0	3 FT

IMPROVED Visual Comfort – Max/Min Ratio of 2.0 to 1 exceeds recommended level of 3.0 to 1



POLE/LUMINAIRE SCHEDULE

60 Ft Poles	Luminaires/Poles	Catalog Number	LLF	Lumens	Watts
Pole 1, 2, 3, 4, 5, 6	6 Each	SP52Q22536U5K NEMA 2x2	0.95	61,271	589
	1 Each	SP52Q44536U5K NEMA 4x4	0.95	64,863	589

