



FEATURES & APPLICATIONS

Features:

Housing Manufactured of Heavy Duty Die-Cast Aluminum with a Powder Coated Bronze Finish and Hinged Carbonate Diffuser

Aluminum Reflector

Weatherproof Silicone Gasket is Present for Moisture and Dust Protection

Threaded 1/2" Apertures for Securing Conduit and Photo Control Installation

Optional Heavy Duty Die-Cast Aluminum Mounting Plate

Injection Molded Polycarbonate Diffuser with UV Inhibitors

CSA Listed for Wet Locations

Custom Colors Available

Lamp Included

Applications:

Warehouse Facilities
Shipping and Receiving Areas
Cold Storage Facilities
Industrial Plants

Accessories Sold Separately

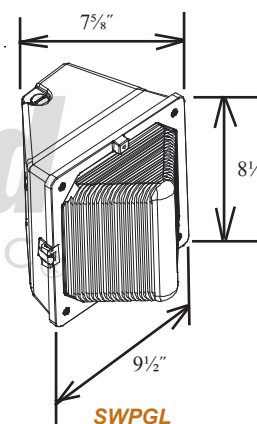
**Small Wallpack -
Glass Lens**



SWPGL



DIMENSIONS



ORDER INFORMATION

**Typical Ordering Number:
D-100w-PSMH-SWPGL-MT-PC**



1. Wattage/Lamp

Pulse Start Metal Halide:
D-50w-PSMH
D-70w-PSMH
D-100w-PSMH

High Pressure Sodium:
D-35w-HPS
D-50w-HPS
D-70w-HPS
D-100w-HPS
D-150w-HPS

2. Fixture Type

Small Wallpack
Glass Lens:
SWPGL

3. Voltage

Multi-tap: MT
120v: 120
120/277v: 120/277

4. Options


Photocell: PC
(Designate Voltage)
In-Line Fuse: F
(Designate Voltage)
Wall Mount Plate: WMP
Wireguard: WG
Glass Lens: GL
Glare Shield: GS

WALLPACKS



**Small Wallpack -
Glass Lens**

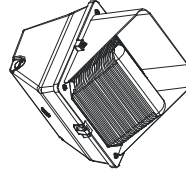
ACCESSORIES



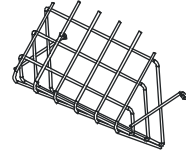
Glass Lens (GL)



Wall Mount Plate
(WMP)



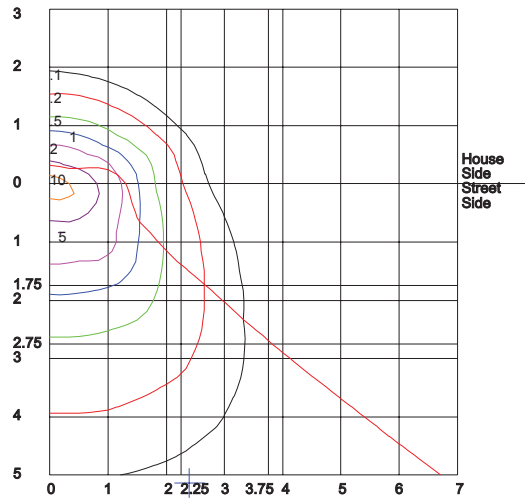
Glare Shield (GS)
(Shown Mounted)



Wire Guard (WG)



PHOTOMETRICS



Distance In Units Of Mounting Height
Values Based On 10 Foot Mounting Height
1/2 Maximum Candela Trace Shown As Dashed Curve
(+) = Maximum Candela Point

D-100w-PSMH-SWPGL

Specifications subject to change without notice.