

HB44Q DuraLED Batwing 16" LED Aisle Lighter



Project Information	
Project Name:	Fixture Type:
Complete Catalog #:	Date:
Comments:	

The DuraLED Batwing 16" LED Aisle Lighter is designed to replace HID lighting systems up to 400w MH. Typical applications are medium and high stack warehouse and cold storage facilities. Suitable for 16 to 30 foot mounting heights based on light level and uniformity requirements.

SPECIFICATIONS AND FEATURES:

HOUSING:

Die Cast Aluminum Housing with External Heat Sinks for Cooler Operating Temperatures. Includes 4" Stem. Maximum Stem Length: 30 Feet

LISTING & RATINGS:

CSA: Listed for Damp Locations, ANSI/UL 1598, 8750 (Lens Gasket Use Required.)
IP65 Sealed LED Compartment.

FINISH:

White Powdercoat Finish Over a Chromate Conversion Coating. Custom Colors Available Upon Request.

LENS:

Tempered Clear Flat Glass Lens

MOUNTING OPTIONS:

Mount with Included 1" Die Cast Hook.

DURALED LED:

Aluminum Boards



WATTAGE:

Array: 169w; System: 178.5w (400w HID Equivalent)

DRIVER:

Electronic Driver, 120-277V, 50/60Hz or 347-480V, 50/60Hz; Less Than 20% THD and PF>0.90. Standard Internal Surge Protection 6kV. 0-10V Dimming Standard for a Dimming Range of 100% to 10%; Dimming Source Current is 150 Microamps.

CONTROLS:

Fixtures Ordered with Factory-Installed Photocell or Motion Sensor Controls are Internally Wired for Switching and/or 1-10V Dimming Within the Housing. Remote Direct Wired Interface of 1-10V Dimming is Not Implied and May Not Be Available, Please Consult Factory. Fixtures are Tested with DuraGuard Controls and May Not Function Properly With Controls Supplied By Others. Fixtures are NOT Designed for Use with Line Voltage Dimmers.

WARRANTY:

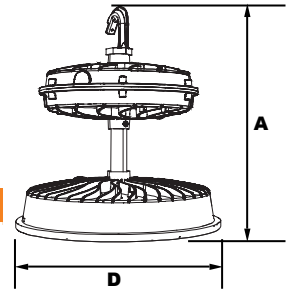
5-Year Warranty for -40°C to +50°C Environment.

See Page 3 for Projected Lumen Maintenance Table.



Microwave Sensor Factory Installed "M3" Option (120-277V Only)

MOUNTING up to 50 FEET



Dimensions

Diameter (D)	16 1/4" (413mm)
Height (A)	16 1/4" (413mm)

DuraLED TECHNOLOGY

Complete Units Ordering Information
Example: **HB44QK1X169U5KGWSP**

HB44Q DuraLED Batwing 16" LED Aisle Lighter

HB44Q	K	1X169		5K	G		
Model	Optics	Wattage	Driver	CCT	Lens	Color	Options
HB44Q=DuraLED Batwing 16" LED Aisle Lighter	K=Aisle Optics	1X169=169w	U=120-277V H=347-480V	5K=5000K	G=Clear Flat Glass Lens	W=White C=Custom (Consult Factory)	

- SF=Single Fuse*
- DF=Double Fuse*
- SP=Surge Protection
- M3= Microwave Sensor for Mounting Heights of 20 Feet or Above*
- CP6120W=6' White Cord, 3 Wire, L5-15P Twist-Lock Plug
- CP6277W=6' White Cord, 3 Wire, L7-15P Twist-Lock Plug
- C6600B=6' Black Cord, STW, 600VAC, 3 Wire, Leads
- C6600W=6' White Cord, STW, 600VAC, 3 Wire, Leads
- C4600B=4' Black Cord, SEOWW, 600VAC, 3 Wire, Leads
- BU=Battery Backup*
- BUC=Cold Start Battery Backup, -20°C, 90 Minutes*

*120-277V Models Only.



DesignLights Consortium™
Qualified Luminaires:
HB44QK1X169[U H]5KG**



Specifications subject to change without notice.

HB44Q DuraLED Batwing 16" LED Aisle Lighter



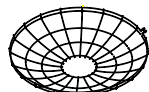
Lens Options



HB44Q Shown with Tempered Clear Flat Glass Lens (G)

ACCESSORIES & REPLACEMENT PARTS:

Accessories (Order Separately, Field Installed)	
HB44WG	Wire Guard, fits HB44, for use with flat glass lenses.
CPSC	Safety Cable, 3' Steel Cable with Clear Vinyl Coating, Steel Eye & Loop Ends.



HB44WG



CPSC

Replacement Parts (Order Separately, Field Installed)	
16FG	16" Tempered Clear Flat Glass Lens
16CB	16" Clampband
CPMH3	Die Cast Hook with 1" NPS Threads
P17116	Microwave Sensor for Mounting Heights of 20 Feet or Above (120-277V Only).
Replacement BU Available-Consult Factory.	



P17116

HB44Q DuraLED Batwing 16" LED Aisle Lighter



PHOTOMETRIC PERFORMANCE

LED Board Watts	Drive Current (mA)	Input Watts	Spacing Criteria	5000 CCT 80 CRI	
				Lumens	LPW
DuraLED 169w with Clear Glass (G)	525	179	1.54	18,926	106

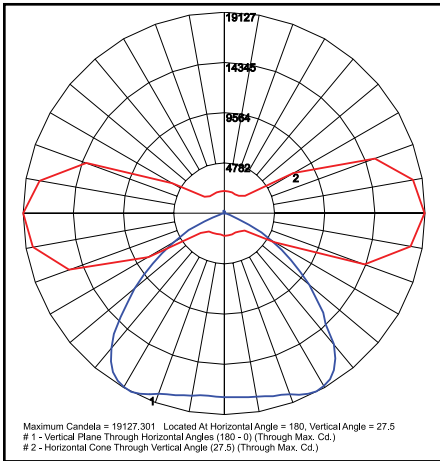
PROJECTED LUMEN MAINTENANCE

Data shown for 5000 CCT TM-21-11	Input Watts	Compare to MH				Calculated LED Life
		Initial	25,000 Hrs	50,000 Hrs	100,000 Hrs	
L70 Lumen Maintenance @ 25°C / 77°F	179	1.00	0.98	0.95	0.90	302,000
L70 Lumen Maintenance @ 50°C / 122°F		1.00	0.94	0.88	0.76	124,000
L80 Lumen Maintenance @ 40°C / 104°F		1.00	0.96	0.91	0.83	117,000

NOTES:

1. Projected per IESNA TM-21-11. Data references the extrapolated performance projections for the base model in a 25°C ambient, based on 10,000 hours of LED testing per IESNA LM-80-08.
2. Compare to MH box indicates suggested Light Loss Factor (LLF) to be used when comparing to Metal Halide (MH) systems.

PHOTOMETRIC DATA



**HB44QK1X169U5KG -
Clear Glass Lens**