

FB1C3 Astra LED Bullet



Project Information	
Project Name: _____	Fixture Type: _____
Complete Catalog #: _____	Date: _____
Comments: _____	

The DuraGuard FB1 flood light luminaire is available with a knuckle mounting feature and is designed with three optical outputs to replace HID lighting systems up to 100w MH or HPS. Typical lighting applications include retail centers, industrial parks, schools and universities, public transit and airports, office buildings and medical facilities. Mounting can be accomplished using ground attachment accessories and up to heights of 12 feet based on light level and uniformity requirements.

SPECIFICATIONS AND FEATURES:

HOUSING:

Die-Cast Gasketed Aluminum Housing and Front Frame with Integral Heat-Dissipating Fins for Thermal Management. Nickel-Plated Stainless Steel Hardware.

LISTING & RATINGS:

CSA: Listed for Wet Locations, ANSI/UL 1598, 8750 IP66 Sealed LED Compartment.

FINISH:

Textured Architectural Bronze Powdercoat Finish Over a Chromate Conversion Coating. Custom Colors Available Upon Request.

LENS:


Tempered Clear Flat Glass Lens.

MOUNTING OPTIONS:

Mount with Included 1/2" NPS Knuckle or Pendant Mount with 1/2" Conduit (Not Included).

COB LED:

DuraGuard COB



WATTAGE:

20w COB: 20w, System: 21w; (100w HID Equivalent)

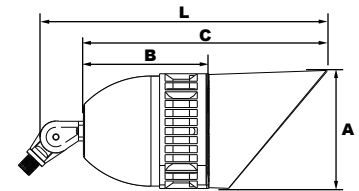
DRIVER:

Electronic Driver, 120-277V, 50/60Hz; Less Than 20% THD and PF>0.90. Standard Internal Surge Protection 2kV. 0-10V Dimming Standard for a Dimming Range of 100% to 10%; Dimming Source Current is 150 Microamps.
12V: Electronic Driver, 12-17VAC Input, 50/60Hz, Non-Dimmable

WARRANTY:

5-Year Warranty for -40°C to +50°C Environment.

See Page 2 for Projected Lumen Maintenance Table



Dimensions	
Length (B)	6 1/4" (160mm)
Length with Visor (C)	12 1/4" (310mm)
Length with Visor & Mount (L)	14 3/4" (365mm)
Diameter (A)	5 7/8" (150mm)

DuraLED TECHNOLOGY

Complete Units
Ordering Information
Example: FB1BC31X20U41KZKNSP

FB1C3 Astra LED Bullet

FB1	1X20	41K	KN				
Model	Optics	Wattage	Driver	CCT	Color	Mounting	Options
FB1=Astra LED Bullet		1X20=20w	U=120-277V V=12V	41K=4100K	Z=Bronze C=Custom (Consult Factory)	KN=1/2" NPS Knuckle	SF=Single Fuse* DF=Double Fuse* SP=Surge Protection* *Not Available on 12V Model. *120-277V Models Only.
	AC3=NEMA 6H x 6V BC3=NEMA 6H x 6V DC3=NEMA 4H x 4V						
*See Page 2 for Distribution Information.							



DesignLights Consortium™
Qualified Luminaires:
FB1AC31X20U41K***
FB1BC31X20U41K***
FB1DC31X20U41K***



Specifications subject to change without notice.

FB1C3 Astra LED Bullet



Mounting Accessories (Order Separately, Field Installed)	
PTFZ	Die-cast Post Top Filter for 2 3/4" to 3 1/2" Poles, Bronze Powdercoat Finish, Three (3) 1/2" Coin Plugs.
STK	Heavy Duty Ground Stake, Built-in Wiring Compartment with 1/2" NPS Threaded Fitting, Black Plastic. For Line-Voltage Applications.
NA04	Plastic Ground Stake with 1/2" NPT Threads, 11" H x 3" Diameter. For Low-Voltage Applications.



Accessories (Order Separately, Field Installed)	
FB1VZ	Die-Cast Rotatable Visor, Bronze Powdercoat Finish.
NT150BK	150w, 120V Black Powdercoat Steel Landscape Transformer, 12V, with Timer and Photocell
NT300SS	150w, 120V Black Powdercoat Steel Landscape Transformer, 12V, with Timer and Photocell
NT300SSM	300w, 120V Stainless Steel Landscape Transformer, Multi-Tap 12/14/17V, with Timer and Photocell

*Shown Mounted

PHOTOMETRIC PERFORMANCE

4100 CCT 80 CRI						
LED COB Watts	Drive Current (mA)	Input Watts	Optic	Beam	Lumens	LPW
COB LED 21w	525	21	A 70°, Medium Optic	70°H x 70°V, NEMA 6H x 6V	2,372	113
		21	B 100°, Wide Optic	100°H x 100°V, NEMA 6H x 6V	2,336	111
		21	D 30°, Narrow Optic	25°H x 25°V, NEMA 4H x 4V	2,326	111

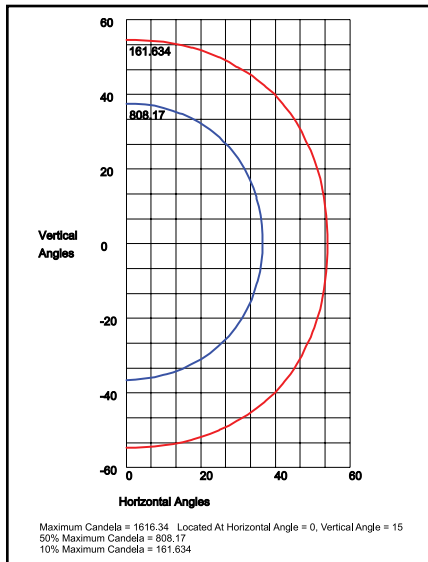
PROJECTED LUMEN MAINTENANCE

Data shown for 4100 CCT			Compare to MH			
TM-21-11	Input Watts	Initial	25,000 Hrs	50,000 Hrs	100,000 Hrs	Calculated L70@ 25°C
L70 Lumen Maintenance @ 25°C / 77°F	21	1.00	0.92	0.83	0.66	89,000
TM-21-11	Input Watts	Initial	25,000 Hrs	50,000 Hrs	100,000 Hrs	Calculated L70@ 50°C
L70 Lumen Maintenance @ 50°C / 122°F	21	1.00	0.90	0.81	0.62	78,000
TM-21-11	Input Watts	Initial	25,000 Hrs	50,000 Hrs	100,000 Hrs	Calculated L80@ 40°C
L80 Lumen Maintenance @ 40°C / 104°F	21	1.00	0.93	0.86	0.72	72,000

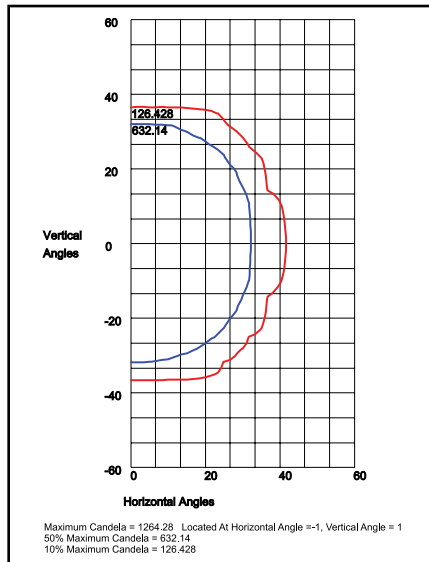
NOTES:

1. Projected per IESNA TM-21-11. Data references the extrapolated performance projections for the 525mA base model in a 25°C ambient, based on 10,000 hours of LED testing per IESNA LM-80-08.
2. Compare to MH box indicates suggested Light Loss Factor (LLF) to be used when comparing to Metal Halide (MH) systems.

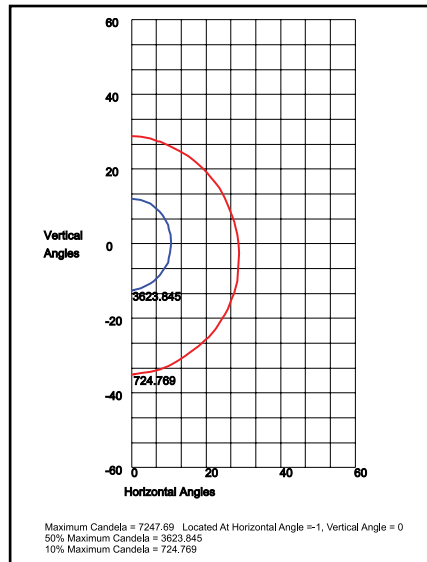
PHOTOMETRIC DATA



FB1AC31X20U41K
70°H x 70°V Beam, NEMA 6H x 6V



FB1BC31X20U41K
100°H x 100°V Beam, NEMA 6H x 6V



FB1DC31X20U41K
25°H x 25°V Beam, NEMA 4H x 4V

Specifications subject to change without notice.