



**Medium Wallpack - Constellation Series (Full Cutoff)**

**FEATURES & APPLICATIONS**

**Features:**

Die Cast Aluminum Housing & Hinged Full Cutoff Front Frame, 1/2" Coin Plugs with O-rings for Conduit & Photocell, Textured Architectural Bronze Powdercoat Finish Over a Chromate Conversion Coating

Aluminum Reflector

Tempered Clear Flat Glass Lens

Cast-in Template for Mounting Directly Over a 4" Recessed Outlet Box, or use 1/2" Surface Conduit.

CSA: Listed for Wet Locations

Meets Dark Sky Requirements

Custom Colors Available

Lamp Included

**Applications:**

- Warehouse Facilities
- Shipping and Receiving Areas
- Cold Storage Facilities
- Industrial Plants
- Commercial Buildings

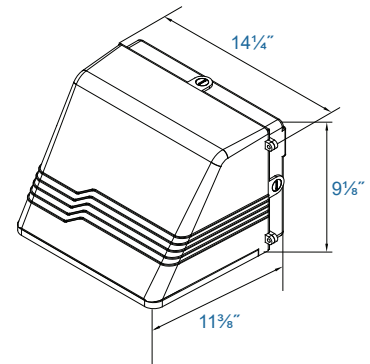
**Accessories Sold Separately**



MWPCO



**DIMENSIONS**



MWPCO

**ORDER INFORMATION**

Typical Ordering Number:  
**D-150w-HPS-MWPCO-MT-PC**



**1. Wattage/Lamp**

**Compact Fluorescent:**

- D-26w-CFL    D-52w-CFL (2x26w)
- D-32w-CFL    D-64w-CFL (2x32w)
- D-42w-CFL    D-84w-CFL (2x42w)

**Pulse Start Metal Halide:**

- D-70w-PSMH
- D-100w-PSMH
- D-150w-PSMH

**High Pressure Sodium:**

- D-35w-HPS
- D-50w-HPS
- D-70w-HPS
- D-100w-HPS
- D-150w-HPS

**2. Fixture Type**

- Medium Wallpack
- Full Cutoff: MWPCO

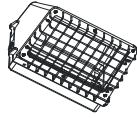
**3. Voltage**

- Multi-tap: MT
- 120v: 120
- 120/277v: 120/277
- 120-277v: 120-277

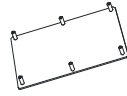
**4. Options**

- Photocell: PC (Designate Voltage)
- In-Line Fuse: F (Designate Voltage)
- Wireguard: WG
- Vandal Shield: VS
- Clear Flat Glass Lens: GL
- Etched Flat Glass Lens: EL
- Prismatic Glass Lens: PGL
- Adjustable Yoke: Y
- Emergency Ballast: EM (CFL ONLY)

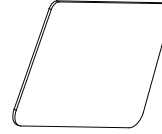
**ACCESSORIES**




**Wireguard  
 (Shown Mounted)  
 (MWPCOWG)**




**Vandal Shield  
 (MWPCOVS)**



**Tempered Clear  
 Flat Glass Lens  
 (MWPCOGLC)**



**Etched Lens  
 (MPWCOGLE)**



**Tempered Clear Flat  
 Prismatic Glass Lens  
 (MWPCOGLP)**

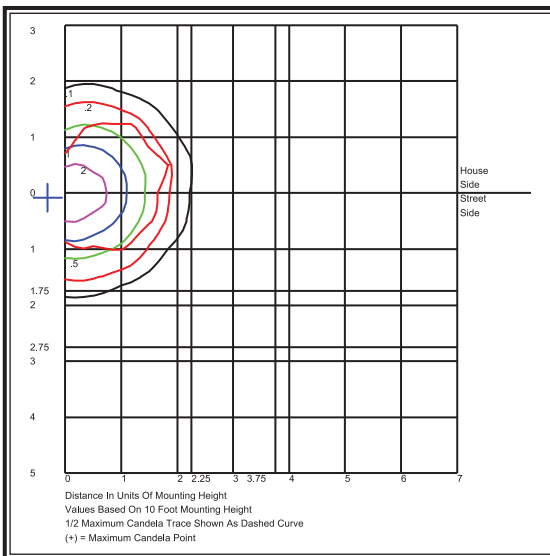


**Adjustable Large Yoke  
 (Shown Mounted)  
 (MWPCOLY)**

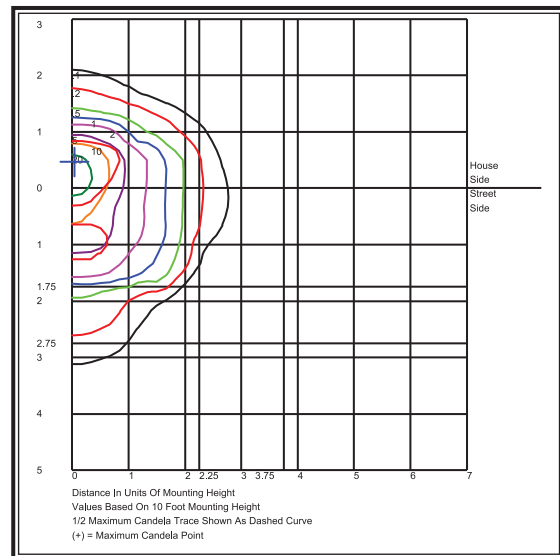


**Emergency Ballast  
 (EM)**

**PHOTOMETRICS**



**84w-CFL-MWPCO**



**150w-PSMH-MWPCO**

Specifications subject to change without notice.