

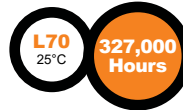
AFR31Q & AFR32Q DuraLED Sculptor II Round Post Tops



Project Name:	Project Information	Fixture Type:
Complete Catalog #:		Date:
Comments:		

The DuraGuard AFR31Q & AFR32Q Sculptor II Architectural Open Round Post Tops are available in Type II, III, IV or V distributions designed to replace HID lighting systems up to 400w MH or HPS. The fixture mounts to a pole top tenon. Typical area lighting applications include parking areas, walkways, and street lighting applications. Mounting heights of 12 to 30 feet can be used based on light level and uniformity requirements.

SPECIFICATIONS AND FEATURES:



HOUSING:

Die Cast and Sand Cast Aluminum Housing, Integral Heat Sinking. Photocell Adaptable.

LISTING & RATINGS:

CSA: Listed for Wet Locations, ANSI/UL 1598, 8750 IP66 Sealed LED Compartment.

FINISH:

Black Powdercoat Finish Over a Chromate Conversion Coating. Custom Colors Available Upon Request.

LENS:

Clear Polycarbonate Vandal-Resistant Array Lens with Integral Optics. Gasketed to Seal LED Array

MOUNTING:

Accommodates "P3" 2 1/2" O.D. x 3" Tenons

DURALED LED:

Aluminum Boards

WATTAGE:

37w Array: 37w, System: 41w; (70-150w HID Equivalent)
65w Array: 65.3w, System: 72w; (150-250w HID Equivalent)
100w Array: 100w, System: 111w; (150-250w HID Equivalent)
140w Array: 139.9w, System: 156w; (250-400w HID Equivalent)

DRIVER:

Electronic Driver, 120-277V, 50/60Hz or 347-480V, 50/60Hz; Less Than 20% THD and PF>0.90. Standard Internal Surge Protection 6kV, 0-10V Dimming Standard for a Dimming Range of 100% to 10%; Dimming Source Current is 150 Microamps.

CONTROLS:

Fixtures Ordered with Factory-Installed Photocell or Motion Sensor Controls are Internally Wired for Switching and/or 1-10V Dimming Within the Housing. Remote Direct Wired Interface of 1-10V Dimming is Not Implied and May Not Be Available, Please Consult Factory. Fixtures are Tested with DuraGuard Controls and May Not Function Properly With Controls Supplied By Others. Fixtures are NOT Designed for Use with Line Voltage Dimmers.

WARRANTY:

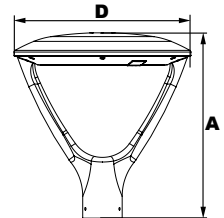
5-Year Warranty for -40°C to +50°C Environment.

See Page 3 for Projected Lumen Maintenance Table.



AFR31Q
DuraLED Sculptor II
Single Arm Open Round
Post Top

AFR32Q
DuraLED Sculptor II
Dual Arm Open Round
Post Top



Dimensions

Diameter (D)	18" (457mm)
Height (A)	18 3/4" (479mm)

DuraLED TECHNOLOGY

Complete Units
Ordering Information
Example: AFR32QF1X140U5KCBSP

AFR31Q & AFR32Q DuraLED Sculptor II Round Post Tops

Model	Optics	Wattage	Driver	CCT	Lens	Color	Options
	B =Type II C =Type III D =Type IV F =Type V	1X37 =37w 1X65 =65w 1X100 =100w 1X140 =140w	U =120-277V H =347-480V	3K =3000K* 4K =4000K 5K =5000K	C =Clear Polycarbonate Array Lens	B =Black C =Custom (Consult Factory)	
				*37 and 65w Only			
AFR31Q =DuraLED Sculptor II Single Arm Open Round Post Top AFR32Q =DuraLED Sculptor II Dual Arm Open Round Post Top							

- SF**=Single Fuse
- DF**=Double Fuse
- SP**=Surge Protection
- S2**=Microwave Sensor with Dimming for Mounting Heights of 8 to 40'. (120-277V Only)
- R3**=3-Pin Twist Lock Photocell Receptacle
- R5**=5-Pin Twist Lock Photocell Receptacle
- R7**=7-Pin ANSI C136.41—2013 Twist Lock Photocell Receptacle



Specifications subject to change without notice.

AFR31Q & AFR32Q DuraLED Sculptor II Round Post Tops



ACCESSORIES & REPLACEMENT PARTS:



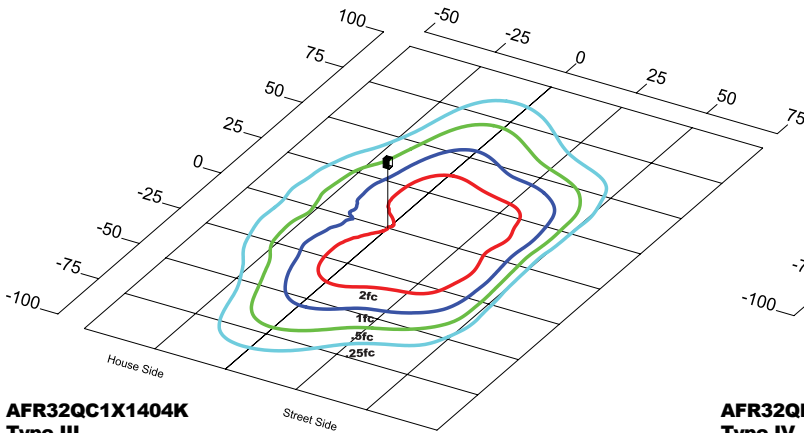
Accessories (Order Separately, Field Installed)	
P18131	Twist Lock Non-Shorting (Open) Cap Disconnects Service to Fixture for Temporary or Permanent Disabling (Fixture Always Off). IP65, 480V Maximum.
P18132	Twist Lock Shorting Cap Provides Fixed Service to Fixture (Fixture Always on). IP65, Rated Load 7200w Tungsten.
P18140	110-120VAC Instant Twist Lock Photocell
P18142	105-287VAC Instant Twist Lock Photocell
P18150	120VAC Time Delay Twist Lock Photocell
P18152	277VAC Time Delay Twist Lock Photocell
P18156	120-277VAC Universal Twist Lock Photocell
P18157	480VAC Time Delay Twist Lock Photocell. For 480V use only.

Replacement Parts (Order Separately, Field Installed)	
P17117	Internal Microwave Sensor with Dimming for Mounting Heights of 8 to 40'. 120-277VAC, 50/60Hz

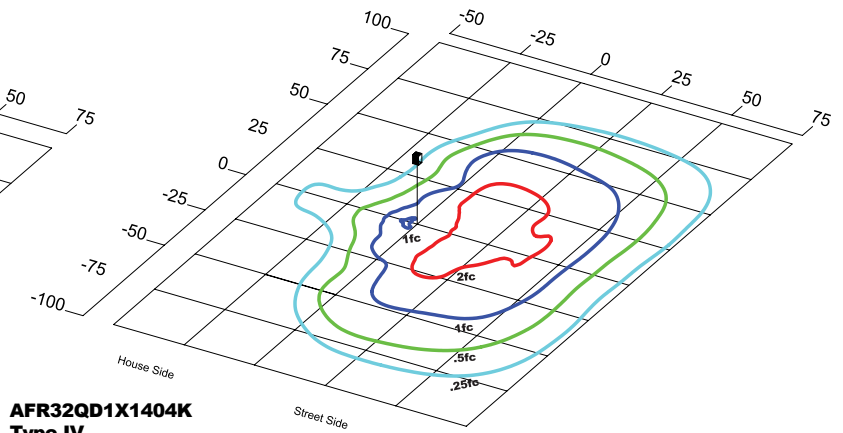
EPA (EFFECTIVE PROJECTED AREA)

Configuration	EPA (Sq. Ft.)	Weight (Lbs.)
	1.00	29 Lbs

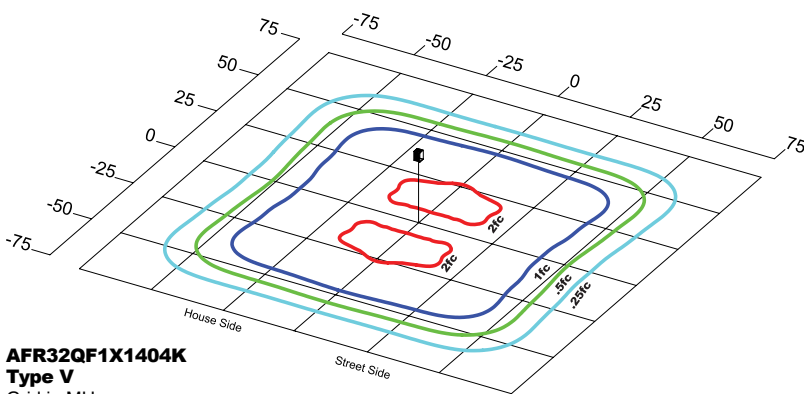
PHOTOMETRIC DATA



AFR32QC1X1404K
Type III
Grid in MH
MH=25 Feet



AFR32QD1X1404K
Type IV
Grid in MH
MH=25 Feet



AFR32QF1X1404K
Type V
Grid in MH
MH=25 Feet

Specifications subject to change without notice.

AFR31Q & AFR32Q DuraLED Sculptor II Round Post Tops



PHOTOMETRIC PERFORMANCE

LED Board Watts	Drive Current (mA)	Input Watts	Optics	AFR31Q 4000 CCT 70 CRI					AFR32Q 4000 CCT 70 CRI				
				Lumens	LPW	B	U	G	Lumens	LPW	B	U	G
DuraLED 37w	525	42	B Type II Clear	5,111	122	1	0	1	4,723	113	1	0	1
			C Type III Clear	5,132	122	2	0	2	4,742	113	1	0	1
			D Type IV Clear	4,682	112	1	0	2	4,516	108	1	0	2
			F Type V Clear	5,135	122	3	0	1	4,745	113	3	0	1
DuraLED 65w		74	B Type II Clear	8,979	121	2	0	2	8,298	112	2	0	1
			C Type III Clear	9,015	122	2	0	2	8,331	113	2	0	2
			D Type IV Clear	8,226	111	2	0	3	7,933	107	2	0	3
			F Type V Clear	9,021	122	3	0	2	8,336	113	3	0	2
DuraLED 100w		114	B Type II Clear	13,814	121	2	0	2	12,766	112	2	0	2
			C Type III Clear	13,869	122	3	0	3	12,817	112	3	0	3
			D Type IV Clear	12,656	111	2	0	3	11,881	104	2	0	3
			F Type V Clear	13,878	122	4	0	2	12,826	113	4	0	2
DuraLED 140w		159	B Type II Clear	19,339	122	3	0	3	17,871	112	3	0	3
			C Type III Clear	19,417	122	3	0	3	17,943	113	3	0	3
			D Type IV Clear	17,717	111	3	0	4	16,392	103	3	0	3
			F Type V Clear	19,430	122	4	0	2	17,955	113	4	0	2

PROJECTED LUMEN MAINTENANCE

Data shown for 5000 CCT			Compare to MH			
TM-21-11	Input Watts	Initial	25,000 Hrs	50,000 Hrs	100,000 Hrs	Calculated L70@ 25°C
L70 Lumen Maintenance @ 25°C / 77°F	74	1.00	0.98	0.97	0.94	473,000
L70 Lumen Maintenance @ 25°C / 77°F	114	1.00	0.98	0.96	0.92	393,000
L70 Lumen Maintenance @ 25°C / 77°F	159	1.00	0.98	0.95	0.91	327,000

TM-21-11	Input Watts	Initial	25,000 Hrs	50,000 Hrs	100,000 Hrs	Calculated L70@ 50°C
L70 Lumen Maintenance @ 50°C / 122°F	74	1.00	0.97	0.93	0.87	226,000
L70 Lumen Maintenance @ 50°C / 122°F	114	1.00	0.96	0.92	0.83	180,000
L70 Lumen Maintenance @ 50°C / 122°F	159	1.00	0.94	0.89	0.78	134,000

TM-21-11	Input Watts	Initial	25,000 Hrs	50,000 Hrs	100,000 Hrs	Calculated L80@ 40°C
L80 Lumen Maintenance @ 40°C / 104°F	74	1.00	0.98	0.97	0.93	290,000
L80 Lumen Maintenance @ 40°C / 104°F	114	1.00	0.98	0.95	0.91	219,000
L80 Lumen Maintenance @ 40°C / 104°F	159	1.00	0.96	0.93	0.86	141,000

- NOTES:**
 1. Projected per IESNA TM-21-11. Data references the extrapolated performance projections for the 525mA base model in a 25°C ambient, based on 10,000 hours of LED testing per IESNA LM-80-08.
 2. Compare to MH box indicates suggested Light Loss Factor (LLF) to be used when comparing to Metal Halide (MH) systems.